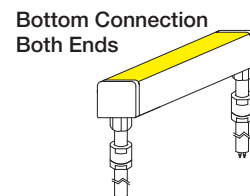
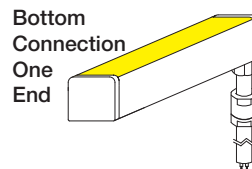
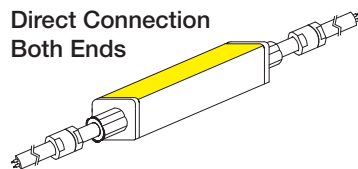
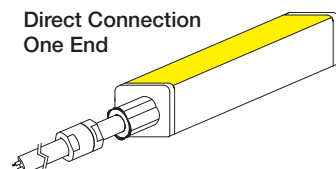
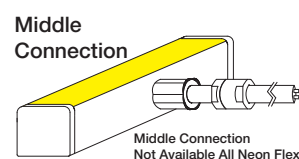
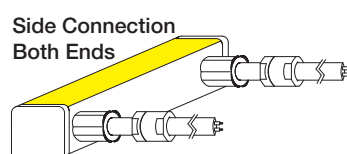
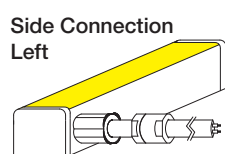
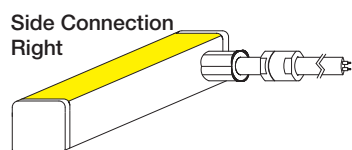


IP68 Molded Cable Entry Options -All Neon Flex



In the diagrams above the yellow face represents the light emitting face of the neon flex
When specifying end connection types specify left, right, bottom etc as if viewing towards the light emitting face

Cable Connection Options



IP68 Connector
2 Core
Single Colour



IP68 Connector
3 Core
Tuneable White
DMX
SPI



IP68 Connector
4 Core
RGB



IP68 Connector
5 Core
RGBW



Bare Cables
2 Core
3 Core
4 Core
5 Core

Moulded cable entries that come with an IP68 Connector have 300mm tails as standard
Moulded cable entries that come with bare cable ends have 600mm tails plus an anti syphon device as standard
Longer tails available on request

Cable Joiners



2 Pin IP68



3 Pin IP68



4 Pin IP68



5 Pin IP68

