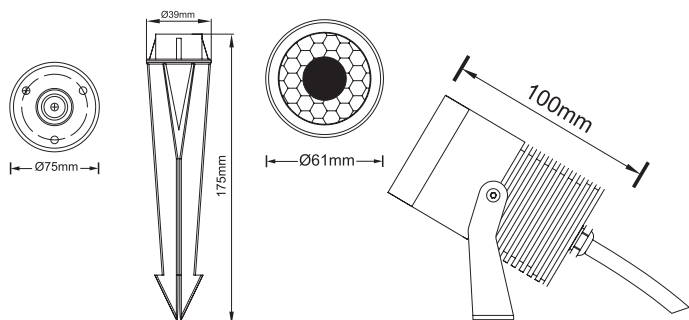


15W Spot Light IP67

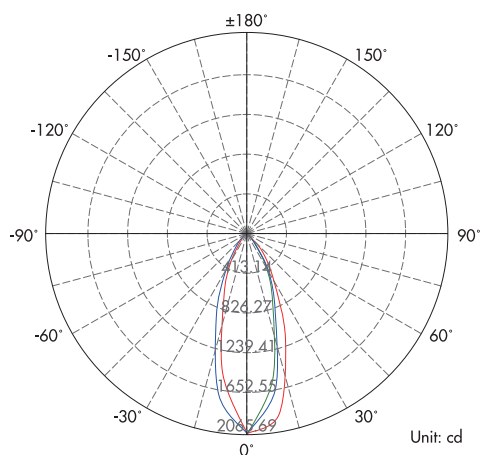


Dimension



Light Distribution Curve

3000K, 25°



Lux Distance Curve

3000K, 25°

Illuminance at a Distance


	Center Beam LUX	Beam Width	
		V	H
2m	511.69 LUX	1.4m	1.3m
4m	127.92 LUX	2.7m	2.6m
6m	56.85 LUX	4.1m	3.9m
8m	31.98 LUX	5.4m	5.2m
10m	20.47 LUX	6.8m	6.6m
12m	14.21 LUX	8.2m	7.9m

Vert.Spread:37.6

Horiz.Spread:36.3

Illumination Picture

(25°)



Parameter

General Data	
Product Code	LDL310 -15W - 3K
Power	15 Watts
LED type	1 PC 15W CREE COB LED
Luminous flux	1200~1350 lm
CCT	2700K, 3000K, 4000K, 6000K
CRI	80+
Beam angle	25°, 38°, 60° (60deg only stocked)
Dimension	61 x 100 (mm) Diameter x Height
Cut out	/
Net weight	0.58 kgs
Warranty	3 years
Certifications	CE, RoHS
Electrical Data	
Input voltage	24VDC
Insulation class	Class I
Cable	1PC rubber cable 1M H05RN-F 3x1mm square
Construction Data	
IP rating	IP67 Waterproof
IK rating	IK04
Housing	Solid Passivated (Anodizing) Aluminum CNC machined
Protection finishing	20~25µm thickness anodized film for housing. Dark grey standard, silver colour as options.
Trim	Passivated (Anodizing) Aluminum
Glass	Step tempered Glass. T=3mm.
Loading capacity	220 kgs
Cable Gland	PG7 IP67
Gasket	O-ring PMQ silicone seal
Accessories	
Spike	With PVC spike as spike spot lights (Standard)

While every effort has been made to ensure the accuracy of all information provided Task Lighting can not be held responsible for any errors. Task Lighting also reserves the right to modify/delete product details without notice.