

RGBW / RGB/ CCT/ Dimming 4 C hannel LED RF Controller

Model No.: V4

4 Channels/Step-less dimming/Wireless remote control/Push Dim/Auto-transmitting/Synchronized Multiple protection



FC CE RoHS EMC LVD RED

Features

- ☒ Match with Skydance's 2.4G single zone or multiple zone single color dual color and RGB/RGBW remote control.
- ☒ One RF controller accept up to 10 remote control.
- ☒ 4096 levels 0-100% dimming smoothly without any flash.
- ☒ When using with RGB/RGBW light, built in 10 dynamic mode, include jump or gradual change style.
- ☒ Auto-transmitting function: Controller automatically transmit signal to another controller with 30m control distance.
- ☒ Synchronize on multiple number of controllers.
- ☒ Connect with external push key to achieve on/off and 0-100% dimming function.
- ☒ Over-load / Short circuit protection recover automatically

Technical Parameters

Input and Output	
Input voltage	12-36VDC
Input current	20.5A
Output voltage	4 x (12-36) VDC
Output current	4CH, 5A/CH
Output power	4 x (60-180)W
Output type	Constant voltage

Environment	
Operation temperature	Ta: -30 °C ~ +55 °C
Case temperature (Max.)	Tc: +85 °C
IP rating	IP20

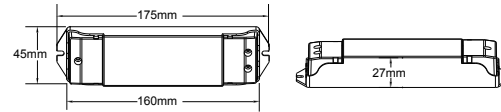
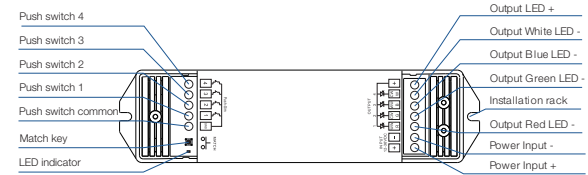
Warranty and Protection	
Warranty	5 years
Protection	Reverse Polarity Over-load Short circuit

Dimming data	
Input signal	RF 2.4GHz + Push Dim
Control distance	30m (Barrier-free space)
Dimming gray scale	4096 (2 ¹²) levels
Dimming range	0 -100 %
Dimming curve	Logarithmic
PWM Frequency	750Hz (default)

Safety and EMC	
EMC standard (EMC)	EN301 489, EN 62479
Safety standard (LVD)	EN60950
Radio Equipment (RED)	EN300 328
Certification	CE, EMC, LVD, RED

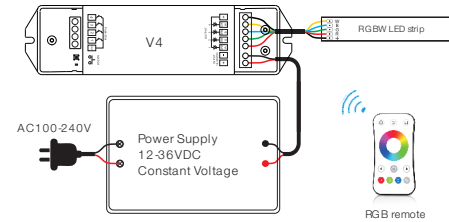
Weight	
Net weight	0.116kg
Gross weight	0.144kg

Mechanical Structures and Installations

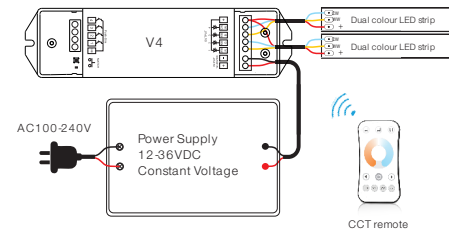


Wiring Diagram

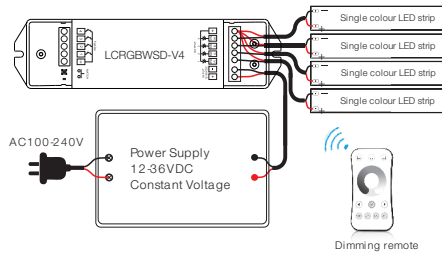
- LCRGBWSD-V4 for RGB/RGBW



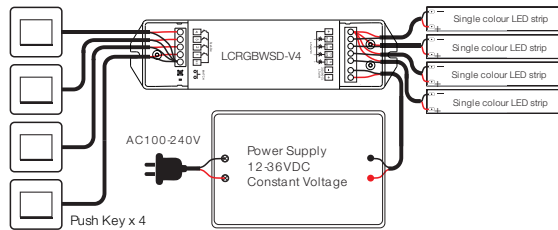
- LCRGBWSD-V4 for dual colour



- LCRGBWSD-V4 for single colour



- LCRGBWSD-V4 with four push key for 4 channel single colour



Match Remote Control (two match ways)

When match different color remote, the controller become different light type automatically. End user can choose the suitable match/ delete ways. Two options are offered for selection:

Use the controller's Match key

Match:
Short press match key/immediately press on/off key (single zone remote) or zone key (multiple zone remote) of the remote.
The LED indicator fast flash a few times means match is successful.

Delete:
Press and hold match key for 5s to delete all match, The LED indicator fast flash a few times means all matched remotes were deleted.

Use Power Restat

Match:
Switch of the power then switch on power again, immediately shot press on/off key (single zone remote) or zone key (multiple zone remote) 3 times on the remote.
The light blinks 3 times means match is successful.

Delete:
Switch of the power then switch on power again, immediately shot press on/off key (single zone remote) or zone key (multiple zone remote) 5 times on the remote.
The light blinks 5 times means all matched remotes were deleted.

Push-Dim control

The 4 push key have 4 channel dimming function defaultly

Short press: Turn on or off of each channel.

Long press (1-6s): Press and hold to step-less dimming of each channel, With every other long press, the light level goes to the opposite direction.

Dimming memory: Light returns to the previous dimming level when switched on/off again.

You also can long press push key and Match key at the same time to select 4 kinds light type, and each light type will have different push key function.

Long press 1 key and Match key 2 seconds, set as 4 channel single color type (default).

Long press 2 key and Match key 2 seconds, set as dual color type.

Long press 3 key and Match key 2 seconds, set as RGB type.

Long press 4 key and Match key 2 seconds, set as RGBW type.

at this time, if the light type has set as dual color/RGB or RGBW, match remote will not change light type. If you want to cancel light type set, please long press Match key 10 seconds to restore factory setting.

Single colour (4 CH)	1 key	Short press turn on/off 1 channel, long press 1-6s dim up/down
	2 key	Short press turn on/off 2 channel, long press 1-6s dim up/down
	3 key	Short press turn on/off 3 channel, long press 1-6s dim up/down
	4 key	Short press turn on/off 4 channel, long press 1-6s dim up/down
Dual colour	1 key	Short press turn on/off light, long press 1-6s dim up/down
	2 key	Short press 3 levels colour temperature (WW, NW, CW), long press 1-6s colour temperature up/down
	3 key	Unvalid
	4 key	Unvalid
RGB	1 key	Short press turn on/off light, long press 1-6s dim up/down
	2 key	Short press change dynamic mode, long press 2s to set speed (1-10 levels)
	3 key	Short press change static RGB colour (24 levels), long press 1-6s adjust saturation
	4 key	Unvalid
RGBW	1 key	Short press turn on/off light, long press 1-6s dim up/down
	2 key	Short press change dynamic mode, long press 2s to set speed (1-10 levels)
	3 key	Short press change static RGB colour (24 levels), long press 1-6s adjust saturation (W off)
	4 key	Short press turn on/off W channel (4 channel), long press 1-6s dim up/down (RGB off)

RGB/ RGBW dynamic mode list

N o.	Name	N o.	Name
1	RGB jump	6	RGB fade in and out
2	RGB smooth	7	Red fade in and out
3	6 colour jump	8	Green fade in and out
4	6 colour smooth	9	Blue fade in and out
5	Yellow cyan purple smooth	10	White fade in and out